



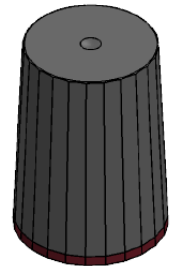
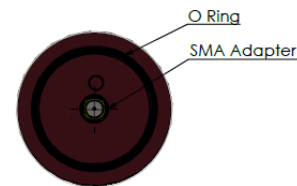
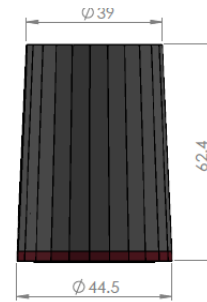
HC872 GPS L1/L2 + GLONASS G1/G2 + Galileo E1 + BeiDou B1 + L-band Services Helix Antenna

The HC872 is a lightweight helical antenna covering the GPS L1/L2, GLONASS G1/G2, Galileo E1, and BeiDou B1 frequency bands, as well as L-band correction services coverage, is designed and crafted for precision positioning.

Weighing 37 grams, the lightweight HC872 features a precision tuned helix element that provides excellent axial ratios and operates without the requirement of a ground plane, making it ideal for a wide variety of applications including Unmanned Aerial Vehicles (UAVs).

The HC872 features an industry leading low current Low Noise Amplifier (LNA) that includes an integrated low-loss pre-filter to protect against harmonic interference from high amplitude signals, such as the 700MHz band LTW and other near in-band cellular signals.

The HC872 is protected by a robust, military grade plastic enclosure with an integrated SMA connector for screw on mounting that securely seals the unit with an O-ring complying with IP67 standards. The enclosure also provides two 3/32" x 48tpi threaded holes in the base for secure attachment of the unit.



Applications

- Airborne Unmanned Autonomous Vehicles
- Precision GPS position
- Dual Frequency RTK receivers
- Mission Critical GPS Timing
- Military & Security
- Network Timing and Synchronization

Features

- Very low Noise Preamp, 2.5dB
- Axial ratio: <0.5dB max @zenith
- LNA Gain 28/35 dB typ.
- Low current: 12/18 mA typ.
- ESD circuit protection: 15 KV
- Invariant performance from: +2.5 to 16VDC

Benefits

- Lightweight
- Ideal for L1/L2 RTK surveying systems
- Great multipath rejection
- Increased system accuracy
- Excellent signal to noise ratio
- IP67, REACH, and RoHS compliant



HC872 GPS L1/L2 + GLONASS G1/G2 + Galileo E1 + BeiDou B1 + L-band Services Helix Antenna

Specifications (Measured at Vcc = 3V, and Temperature = 25°C)

Antenna

Element Architecture	Dual Frequency Quadrifilar Helix
L1/L2 Peak Gain @zenith	3.3dBic/ 1.8dBic
G1/G2 Peak Gain @zenith	2.8dBic/ 1.5dBic
Galileo E1	3.3dBic
BeiDou B1	3.1dBic
L-Band @zenith	2.9dBic
Axial Ratio, over full bandwidth, both L1 & L2	0.5 dB max. at Zenith
Polarization	RHCP

Electrical

Bandwidth	L2: 1215MHz-1254MHz L1: 1559MHz-1606MHz L-band: 1525-1559MHz
Overall LNA Gain	28dB typ, 26dB min or 35dB typ, 33dB min, each of L1 and L2 Bands
LNA Noise Figure	2.0dB typ @25°C
VSWR (at LNA output)	<1.5:1 typ. 1.8:1 max.
Supply Voltage Range	+2.5 to 16VDC nominal, up to 50mV p-p ripple
EMI Immunity	50V/Meter, excepting L1 +/-100MHz and L2 +/- 100MHz
Supply Current	12/18mA typ. At 25°C.
ESD Circuit protection	15 KV air discharge.

	L1		L2	
Out-of-Band Rejection	<1400 MHz	>36 dB	<1100 MHz	>35dB
	<1450 MHz	>32 dB	<1190 MHz	>47 dB
	>1700MHz	>45dB	>1350MHz	>48dB

Mechanicals & Environmental

Mechanical Size	62.4mm (h) x 44.5mm (d)
Connector	SMA Male
Enclosure	Radome: EXL9330, Base: EXL9330
Operating Temperature Range	-40°C to +85°C
Weight	24 g
Environmental	RoHS and REACH compliant
Shock	Vertical axis: 50 G, other axes: 30 G
Vibration	3-axis, sweep = 15 min, 10 to 200 Hz sweep: 3 G

Ordering Information

HC872 – Helical GPS L1/L2 + GLONASS G1/G2 + Galileo E1 + BeiDou B1 + L-band 33-HC872-xx
 (where xx = 30 for 28dB amplifier or 35 for 35dB amplifier)

Please refer to the Ordering Guide (<http://www.tallysman.com/wp-content/uploads/Current-Ordering-Guide.pdf>) for the current and complete list of available radomes and connectors.



36 Steacie Drive, Ottawa ON K2K 2A9 Canada
 Tel 613 591 3131 Fax 613 591 3121
sales@tallysman.com

The information provided herein is intended as a guide only and is subject to change without notice. This document is not to be regarded as a guarantee of performance. Tallysman Wireless Inc. hereby disclaims any or all warranties and liabilities of any kind.
 © 2019 Tallysman Wireless Inc. All rights reserved. V1.1